

7-160433-8 ✓ ACTIVE

FASTON | FASTON 187

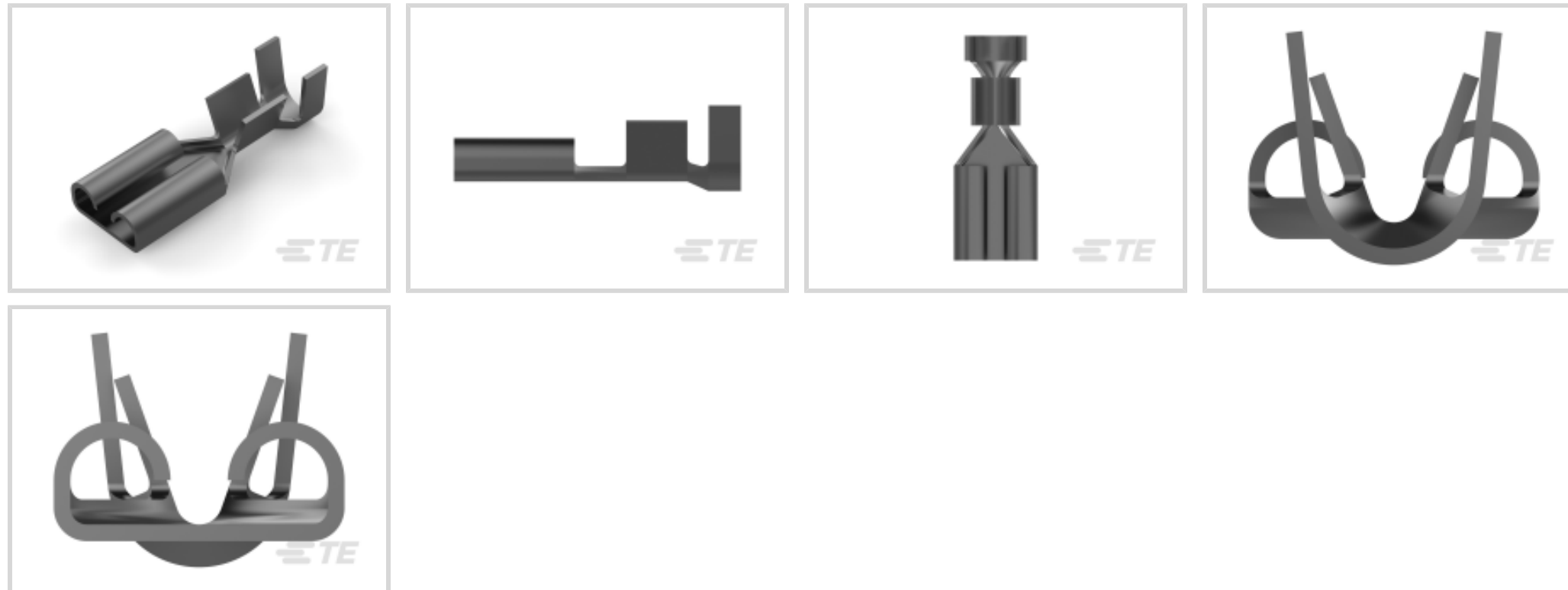
TE Internal #: 7-160433-8

Quick Disconnects, Receptacle, 20 – 15 AWG Wire Size, .51 – 1.65 mm² Wire Size, Mating Tab Width .187 in [4.75 mm], Straight, Brass, FASTON 187

[View on TE.com >](#)



Terminals & Splices > Quick Disconnects



Quick Disconnect Terminal Type: **Receptacle**

Wire Size: .51 – 1.65 mm²

Mating Tab Width: 4.75 mm [.187 in]

Mating Tab Thickness: .51 mm [.02 in]

Features

Product Type Features

Terminates To	Wire & Cable
Wire/Cable Type	Regular Wire
Wire Stop	No
Insertion Force	Low
Sealable	No

Configuration Features

Connection Capacity	Single
---------------------	--------

Contact Features

Quick Disconnect Terminal Type	Receptacle
Mating Tab Width	4.75 mm [.187 in]
Mating Tab Thickness	.51 mm [.02 in]
Terminal Orientation	Straight
Contact Base Material	Brass
Terminal Plating Material	Tin
Crimp Type	F-Crimp



Barrel Type	Open
-------------	------

Mechanical Attachment

Mating Retention Type	Dimple
Extraction Force	70 Newton
Wire Insulation Support	With

Dimensions

Accepts Wire Insulation Diameter Range	2.31 – 3.3 mm [.091 – .13 in]
Receptacle Terminal Stock Thickness	.3 mm [.012 in]
Overall Length	15 mm [.59 in]
Wire Size	.51 – 1.65 mm ²

Usage Conditions

Insulation Option	Uninsulated
Operating Temperature Range	-40 – 110 °C [-40 – 230 °F]

Industry Standards

UL Rating	Listed
-----------	--------

Packaging Features

Packaging Quantity	15000
Packaging Method	Strip/Reel

Other

Line	FASTON .187
------	-------------

Product Compliance

[For compliance documentation, visit the product page on TE.com>](#)

EU RoHS Directive 2011/65/EU	Compliant
EU ELV Directive 2000/53/EC	Compliant
China RoHS 2 Directive MIIT Order No 32, 2016	No Restricted Materials Above Threshold
EU REACH Regulation (EC) No. 1907/2006	Current ECHA Candidate List: JUNE 2022 (224) Candidate List Declared Against: JUNE 2022 (224) Does not contain REACH SVHC
Halogen Content	Low Halogen - Br, Cl, F, I < 900 ppm per homogenous material. Also BFR/CFR/PVC Free

Solder Process Capability

Not applicable for solder process capability

Product Compliance Disclaimer

This information is provided based on reasonable inquiry of our suppliers and represents our current actual knowledge based on the information they provided. This information is subject to change. The part numbers that TE has identified as EU RoHS compliant have a maximum concentration of 0.1% by weight in homogenous materials for lead, hexavalent chromium, mercury, PBB, PBDE, DBP, BBP, DEHP, DIBP, and 0.01% for cadmium, or qualify for an exemption to these limits as defined in the Annexes of Directive 2011/65/EU (RoHS2). Finished electrical and electronic equipment products will be CE marked as required by Directive 2011/65/EU. Components may not be CE marked. Additionally, the part numbers that TE has identified as EU ELV compliant have a maximum concentration of 0.1% by weight in homogenous materials for lead, hexavalent chromium, and mercury, and 0.01% for cadmium, or qualify for an exemption to these limits as defined in the Annexes of Directive 2000/53/EC (ELV). Regarding the REACH Regulation, the information TE provides on SVHC in articles for this part number is based on the latest European Chemicals Agency (ECHA) 'Guidance on requirements for substances in articles' posted at this URL: <https://echa.europa.eu/guidance-documents/guidance-on-reach>

Compatible Parts



TE Part # 2-2150081-1
OCEAN_2.0_APPLICATOR-E-090F130F



TE Part # 2-2150081-2
OCEAN_2.0_APPLICATOR-E-090F130F



TE Part # 2150081-1
OCEAN_2.0_APPLICATOR-E-090F130F



TE Part # 2150081-2
OCEAN_2.0_APPLICATOR-E-090F130F



TE Part # 7-2150081-1
OCEAN_2.0_APPLICATOR-E-090F130F




TE Part # 7-2150081-2
OCEAN_2.0_APPLICATOR-E-090F130F




TE Part # 7-2150081-7
OCEAN_2.0_SPARE_PART_KIT-090F130F


Also in the Series | FASTON 187




Crimp Terminal Housings(41)




Insertion & Extraction Tools(1)



Joints & Splices(1)



PCB Terminals(48)



Quick Disconnects(213)



Splices(1)

Documents

Product Drawings

[187 FASTON REC 20-15 AWG TPBR](#)

English

CAD Files

Customer View Model

[ENG_CVM_CVM_7-160433-8_AY.2d_dxf.zip](#)

English

3D PDF

3D

Customer View Model

[ENG_CVM_CVM_7-160433-8_AY.3d_igs.zip](#)

English

Customer View Model

[ENG_CVM_CVM_7-160433-8_AY.3d_stp.zip](#)

English

By downloading the CAD file I accept and agree to the [Terms and Conditions](#) of use.

Product Specifications

[Appl. spec. FASTON COnn. .187 & .197 sr. rec. ctc. & L.I.F. rec. ctc.](#)

English

Application Specification

English

Agency Approvals

[UL Report](#)

English